



Model Number

NJ10-30GM-N-V1

Features

- 10 mm flush
- Usable up to SIL 2 acc. to IEC 61508

Accessories

V1-G

Female connector, M12, 4-pin, field attachable

V1-G-N-2M-PUR

Female cordset, M12, 2-pin, NAMUR, PUR cable

V1-W-N-2M-PUR

Female cordset, M12, 2-pin, NAMUR, PUR cable

BF 30

Mounting flange, 30 mm

V1-W

Female connector, M12, 4-pin, field attachable

EXG-18

Quick mounting bracket with dead stop

Technical Data

General specifications

Switching function		Normally closed (NC)
Output type		NAMUR
Rated operating distance	s_n	10 mm
Installation		flush
Assured operating distance	s_a	0 ... 8.1 mm
Reduction factor r_{AI}		0.4
Reduction factor r_{Cu}		0.3
Reduction factor r_{304}		0.85
Output type		2-wire

Nominal ratings

Nominal voltage	U_o	8.2 V (R_i approx. 1 k Ω)
Switching frequency	f	0 ... 300 Hz
Hysteresis	H	1 ... 10 typ. 5 %
Current consumption		
Measuring plate not detected		≥ 3 mA
Measuring plate detected		≤ 1 mA

Ambient conditions

Ambient temperature		-25 ... 100 °C (-13 ... 212 °F)
---------------------	--	---------------------------------

Mechanical specifications

Connection type		Connector plug M12 x 1, 4-pin
Housing material		Stainless steel 1.4305 / AISI 303
Sensing face		PBT
Degree of protection		IP65

General information

Use in the hazardous area		see instruction manuals
Category		1G; 2G

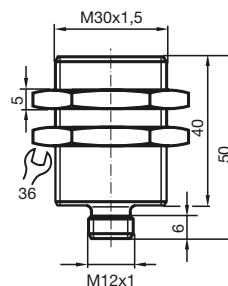
Compliance with standards and directives

Standard conformity		
NAMUR		EN 60947-5-6:2000 IEC 60947-5-6:1999
Standards		EN 60947-5-2:2007 EN 60947-5-2/A1:2012 IEC 60947-5-2:2007 IEC 60947-5-2 AMD 1:2012

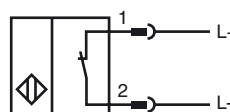
Approvals and certificates

EAC conformity		TR CU 012/2011
FM approval		
Control drawing		116-0165
UL approval		cULus Listed, General Purpose
CSA approval		cCSAus Listed, General Purpose
CCC approval		CCC approval / marking not required for products rated ≤ 36 V

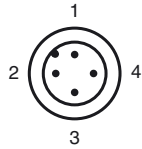
Dimensions



Electrical Connection



Pinout



Wire colors in accordance with EN 60947-5-6

1		BN	(brown)
2		BU	(blue)

Equipment protection level Ga

CE marking		CE 0102
ATEX marking		Ex II 1G Ex ia IIC T6...T1 Ga The Ex-related marking can also be printed on the enclosed label.
Standards		EN 60079-0:2012+A11:2013 EN 60079-11:2012 Ignition protection "Intrinsic safety" Use is restricted to the following stated conditions
Appropriate type		NJ 10-30GM-N...
Effective internal inductivity	C_i	$\leq 140 \text{ nF}$; a cable length of 10 m is considered.
Effective internal inductance	L_i	$\leq 100 \text{ }\mu\text{H}$; a cable length of 10 m is considered.
Ambient temperature		Details of the correlation between the type of circuit connected, the maximum permissible ambient temperature, the temperature class, and the effective internal reactance values can be found on the EC-type examination certificate. Note: Use the temperature table for category 1 !!! The 20 % reduction in accordance with EN 1127-1 has already been applied to the temperature table for category 1.

Equipment protection level Gb

CE marking		CE 0102
ATEX marking		Ex II 1G Ex ia IIC T6...T1 Ga The Ex-related marking can also be printed on the enclosed label.
Standards		EN 60079-0:2012+A11:2013 EN 60079-11:2012 Ignition protection "Intrinsic safety" Use is restricted to the following stated conditions
Appropriate type		NJ 10-30GM-N...
Effective internal inductivity	C_i	$\leq 140 \text{ nF}$; a cable length of 10 m is considered.
Effective internal inductance	L_i	$\leq 100 \text{ }\mu\text{H}$; a cable length of 10 m is considered.
Maximum permissible ambient temperature T_{amb}		Details of the correlation between the type of circuit connected, the maximum permissible ambient temperature, the temperature class, and the effective internal reactance values can be found on the EC-type examination certificate.

Equipment protection level Da

CE marking		CE 0102
ATEX marking		Ex II 1D Ex ia IIIC T135°C Da The Ex-related marking can also be printed on the enclosed label.
Standards		EN 60079-0:2012+A11:2013 EN 60079-11:2012 Ignition protection "Intrinsic safety" Use is restricted to the following stated conditions
Appropriate type		NJ 10-30GM-N...
Effective internal inductivity	C_i	$\leq 140 \text{ nF}$; a cable length of 10 m is considered.
Effective internal inductance	L_i	$\leq 100 \text{ }\mu\text{H}$; a cable length of 10 m is considered.
Maximum permissible ambient temperature T_{amb}		Details of the correlation between the type of circuit connected, the maximum permissible ambient temperature, the surface temperature, and the effective internal reactance values can be found on the EC-type-examination certificate. The maximum permissible ambient temperature of the data sheet must be noted, in addition, the lower of the two values must be maintained.